

**Engine SLA AC G2 50mm SNC**

Engine SLA essence

**Product description**

- \_ Fits in most existing MR16 / GU10 halogen luminaires
- \_ 10 W LED Equivalent to 50 W MR16 halogen with higher lumen output
- \_ Perfect solution for MR16 / GU10 replacement project
- \_ Module with integrated electronic, heatsink and optics
- \_ Compatible with leading and trailing edge phase cut dimmers
- \_ Dimming range 0.1 to 100 % (depends on dimmer)
- \_ Eye-catching lens optic with mirrors halogen facettes
- \_ Long lifetime: L70B50 >50,000 h at  $t_p = 75^\circ\text{C}$
- \_ 5 years guarantee (conditions at

<https://www.tridonic.com/manufacturer-guarantee-conditions>)

**Optical properties**


- \_ Colour temperatures 2,700, 3,000 and 4,000 K
- \_ Useful luminous flux 758 lm at  $t_p = 75^\circ\text{C}$
- \_ Efficacy of the LED module 80 lm/W at  $t_p = 75^\circ\text{C}$
- \_ Higher CRI, typical  $R_a = 92$
- \_ Small colour tolerance (MacAdam 3)
- \_ Beam Angle: spot degree ( $12^\circ / 24^\circ$ ) or downlight ( $36^\circ$ )

**Mechanical properties**

- \_ Module dimension  $\varnothing 49.6 \times 75.5$  mm
- \_ Mounting with mounting ring, see accessories

**Website**

<http://www.tridonic.com/28002832>



Spotlights



Downlights



Linear



Area



Floor | Wall



Free-standing



Street



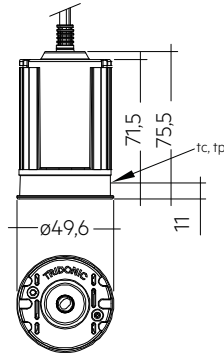
Decorative



High bay

**Engine SLA AC G2 50mm SNC**

Engine SLA essence



**Ordering data**

Type	Article number	Colour temperature	Packaging	Weight per pc.
SLA AC pc G2 50mm 700lm 927 12D SNC	28002832	2,700 K	80 pc(s).	0.172 kg
SLA AC pc G2 50mm 700lm 927 24D SNC	28001934	2,700 K	80 pc(s).	0.172 kg
SLA AC pc G2 50mm 700lm 927 36D SNC	28001935	2,700 K	80 pc(s).	0.172 kg
SLA AC pc G2 50mm 700lm 930 12D SNC	28002833	3,000 K	80 pc(s).	0.172 kg
SLA AC pc G2 50mm 700lm 930 24D SNC	28001936	3,000 K	80 pc(s).	0.172 kg
SLA AC pc G2 50mm 700lm 930 36D SNC	28001937	3,000 K	80 pc(s).	0.172 kg
SLA AC pc G2 50mm 700lm 940 12D SNC	28002834	4,000 K	80 pc(s).	0.172 kg
SLA AC pc G2 50mm 700lm 940 24D SNC	28001938	4,000 K	80 pc(s).	0.172 kg
SLA AC pc G2 50mm 700lm 940 36D SNC	28001939	4,000 K	80 pc(s).	0.172 kg

**Technical data**

Rated supply voltage	220 – 240 V
Input voltage AC	198 – 264 V
Mains frequency	50 / 60 Hz
Input current (at 230 V, 50 Hz)	45 mA
$\lambda$ (at 230 V, 50 Hz)	$\geq 0.9C$
THD	23 %
Flicker	< 20 %
Output LF current ripple (< 120 Hz)	$\pm 20$ %
Starting time (at 230 V, 50 Hz, full load)	$\leq 0.5$ s
Output P_ST_LM (at full load)	$\leq 1$
Output SVM (at full load)	$\leq 0.4$
Ambient temperature $t_a$	-20 ... +40 °C
$t_p$ rated	75 °C
$t_c$	90 °C
ESD classification of LED module	Severity level 2
Colour tolerance	3 SDCM
Risk group (IEC 62471)	RG1
Classification acc. to IEC 62031	Independent
Protection class	Protection class II
Type of protection	IP20
Lumen maintenance L70B50	50,000 h
Guarantee (conditions at www.tridonic.com)	5 Year(s)

**Approval marks**



**Standards**

EN 62031, EN 62471, EN 61547, EN 55015, EN 60598-1, EN 60598-2-2, EN 61000-3-2, EN 61000-3-3

## Specific technical data

Type	Photometric code	Useful luminous flux at $t_p = 75\text{ °C}$ <sup>①</sup>	Peak luminous intensity at $t_p = 75\text{ °C}$ <sup>②</sup>	Beam characteristic	Power consumption $P_{on}$ at $t_p$ rated <sup>③</sup>	Efficacy of the module at $t_p = 75\text{ °C}$	Colour rendering index CRI
SLA AC pc G2 50mm 700lm 927 12D SNC	927/359	688 lm	4,712 cd	12°	9.5 W	72 lm/W	> 90
SLA AC pc G2 50mm 700lm 927 24D SNC	927/359	632 lm	2,627 cd	24°	9.5 W	67 lm/W	> 90
SLA AC pc G2 50mm 700lm 927 36D SNC	927/359	631 lm	1,420 cd	36°	9.5 W	66 lm/W	> 90
SLA AC pc G2 50mm 700lm 930 12D SNC	930/359	716 lm	4,920 cd	12°	9.5 W	75 lm/W	> 90
SLA AC pc G2 50mm 700lm 930 24D SNC	930/359	676 lm	2,888 cd	24°	9.5 W	71 lm/W	> 90
SLA AC pc G2 50mm 700lm 930 36D SNC	930/359	676 lm	1,520 cd	36°	9.5 W	71 lm/W	> 90
SLA AC pc G2 50mm 700lm 940 12D SNC	940/359	758 lm	5,191 cd	12°	9.5 W	80 lm/W	> 90
SLA AC pc G2 50mm 700lm 940 24D SNC	940/359	719 lm	3,070 cd	24°	9.5 W	76 lm/W	> 90
SLA AC pc G2 50mm 700lm 940 36D SNC	940/359	719 lm	1,610 cd	36°	9.5 W	76 lm/W	> 90

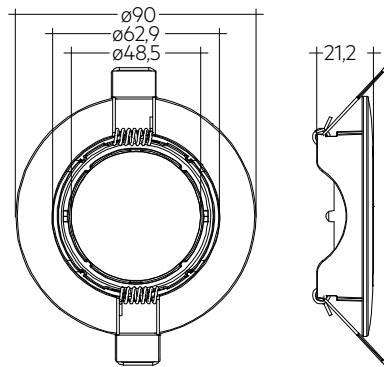
① Tolerance of useful light flux - 0 % / + 15 %. Measurement uncertainty ± 10 %.

② Tolerance of peak luminous intensity - 0 % / + 15 %. Measurement uncertainty ± 10 %.

③ Tolerance of power consumption  $P_{on}$  ± 10 %. Measurement uncertainty ± 5 %.

## ACS TRIM RING

Accessory

**Product description**

- \_ Up to 30° swivel mounting rings for ceiling cutouts 68 mm and 75 mm
- \_ Matt white / matt black / brushed nickel finishing
- \_ Version 75 mm with anti-glare guard
- \_ Spring clip pre-assembled

**Website**

<http://www.tridonic.com/28002184>

**Ordering data**

Type	Article number	Colour	Ceiling cutout	Packaging, carton	Weight per pc.
ACS TRIM RING SWIVEL 68mm WH 30°	28002184	White	ø 68 mm	90 pc(s).	0.064 kg
ACS TRIM RING SWIVEL 68mm BK 30°	28002185	Black	ø 68 mm	90 pc(s).	0.064 kg
ACS TRIM RING SWIVEL 68mm BN 30°	28002186	Chrome	ø 68 mm	90 pc(s).	0.064 kg
ACS TRIM RING SWIVEL 75mm WH 30°	28002187	White	ø 75 mm	90 pc(s).	0.100 kg
ACS TRIM RING SWIVEL 75mm BK 30°	28002188	Black	ø 75 mm	90 pc(s).	0.100 kg

## 1. Standards

EN 62031  
 EN 62471  
 EN 61547  
 EN 55015  
 EN 60598-1  
 EN 60598-2-2  
 EN 61000-3-2  
 EN 61000-3-3

### 1.1 Photometric code

Key for photometric code, e. g. 930 / 349

1 <sup>st</sup> digit	2 <sup>nd</sup> + 3 <sup>rd</sup> digit	4 <sup>th</sup> digit	5 <sup>th</sup> digit	6 <sup>th</sup> digit
Code CRI	Colour temperature in Kelvin x 100	MacAdam initial	MacAdam after 25% of the lifetime (max.6000h)	Luminous flux after 25% of the lifetime (max.6000h)
7 70 – 79				Code Luminous flux
8 80 – 89				7 ≥ 70 %
9 ≥90				8 ≥ 80 % 9 ≥ 90 %

### 1.2 Energy classification

Type	Colour temperature	Energy classification	Energy consumption
SLA AC pc G2 50mm 700lm 927 12D SNC	2,700 K	F	10 kWh / 1,000 h
SLA AC pc G2 50mm 700lm 927 24D SNC	2,700 K	G	10 kWh / 1,000 h
SLA AC pc G2 50mm 700lm 927 36D SNC	2,700 K	G	10 kWh / 1,000 h
SLA AC pc G2 50mm 700lm 930 12D SNC	3,000 K	F	10 kWh / 1,000 h
SLA AC pc G2 50mm 700lm 930 24D SNC	3,000 K	G	10 kWh / 1,000 h
SLA AC pc G2 50mm 700lm 930 36D SNC	3,000 K	G	10 kWh / 1,000 h
SLA AC pc G2 50mm 700lm 940 12D SNC	4,000 K	F	10 kWh / 1,000 h
SLA AC pc G2 50mm 700lm 940 24D SNC	4,000 K	F	10 kWh / 1,000 h
SLA AC pc G2 50mm 700lm 940 36D SNC	4,000 K	F	10 kWh / 1,000 h

Energy label and further information at [www.tridonic.com](http://www.tridonic.com) in the certificates tab of the corresponding product page and at the EPREL data base <https://eprel.ec.europa.eu/>

## 2. Thermal details

### 2.1 tp point, ambient temperature and lifetime

The temperature at tp reference point is crucial for the light output and lifetime of a LED product.

For SLA a tp temperature of 75 °C has to be complied in order to achieve an optimum between heat sink requirements, light output and lifetime.

Compliance with the maximum permissible reference temperature at the tc point must be checked under operating conditions in a thermally stable state. The maximum value must be determined under worst-case conditions for the relevant application.

### 2.2 Storage and humidity

storage temperature	-30...+80 °C
---------------------	--------------

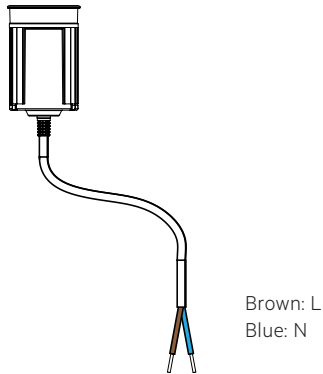
Operation only in non condensing environment.  
 Humidity during processing of the module should be < 85 %.

### 2.4 Thermal design and heat sink

The rated life of LED products depends to a large extent on the temperature. If the permissible temperature limits are exceeded, the life of the SLA will be greatly reduced or the SLA may be destroyed.

### 3. Installation / wiring

#### 3.1 wiring



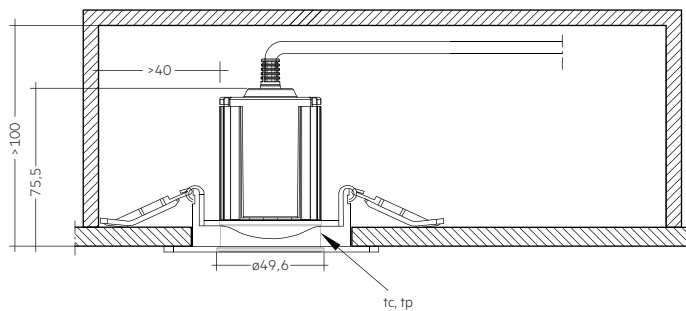
#### 3.2 Wiring type and cross section

Cable type: VDE HO3VVH2-F 0.75 mm<sup>2</sup>

Cable length: 460 mm

Stripping length: 8 mm, pre-tinned

#### 3.3 Mounting instruction



For mounting the products it is necessary to have an assembling ring which is not provided.



Chemical substance may harm the LED module. Chemical reactions could lead to colour shift, reduced luminous flux or a total failure of the module caused by corrosion of electrical connections.

#### 3.4 EOS/ESD safety guidelines



The device / module contains components that are sensitive to electrostatic discharge and may only be installed in the factory and on site if appropriate EOS/ESD protection measures have been taken. No special measures need to be taken for devices/modules with enclosed casings (contact with the pc board not possible), just normal installation practice.

For further information for EOS/ESD safety guidelines and the ESD classification please refer to the brochure entitled <http://www.tridonic.com/esd-protection>.

## 4. Lifetime

### 4.1 Lifetime, lumen maintenance and failure rate

The light output of an LED module decreases over the lifetime, this is characterized with the L value. L70 means that the LED module will give 70 % of its initial luminous flux. This value is always related to the number of operation hours and therefore defines the lifetime of an LED module.

As the L value is a statistical value and the lumen maintenance may vary over the delivered LED modules. The B value defines the amount of modules which are below the specific L value, e.g. L70B10 means 10 % of the LED modules are below 70 % of the initial luminous flux, respectively 90 % will be above 70 % of the initial value.

In addition the percentage of failed modules (fatal failure) is characterized by the C value.

The F value is the combination of the B and C value. That means for F degradation and complete failures are considered, e.g. L70F10 means 10 % of the LED modules may fail or be below 70 % of the initial luminous flux.

### 4.2 Lumen maintenance

tp temperature	L90B10	L90B50	L80B10	L80B50	L70B10	L70B50
75 °C	9,000 h	14,000 h	25,000 h	31,000 h	42,000 h	51,000 h
90 °C	7,000 h	12,000 h	20,000 h	25,000 h	34,000 h	39,000 h

The L70 / F50 lumen maintenance value represents the expected lifetime of the module with a failure probability of less than 10 %.

### 4.3 Switching capability

25,000 cycles

Tested according to IEC 62717 Cl 10.3.3

30 s on / 30 s off

## 5. Electrical values

### 5.1 Maximum loading of automatic circuit breakers

Automatic circuit breaker type	C10	C13	C16	C20	B10	B13	B16	B20	Inrush current	
Installation Ø	1.5 mm <sup>2</sup>	1.5 mm <sup>2</sup>	1.5 mm <sup>2</sup>	2.5 mm <sup>2</sup>	1.5 mm <sup>2</sup>	1.5 mm <sup>2</sup>	1.5 mm <sup>2</sup>	2.5 mm <sup>2</sup>	I <sub>max</sub>	time
<b>SLA AC pc G2 50mm 700lm 9xx xxD SNC</b>	120	160	200	240	60	80	100	120	2 A	100 µs

### 5.2 Insulation and electric strength testing of luminaires

Electronic devices can be damaged by high voltage. This has to be considered during the routine testing of the luminaires in production.

According to IEC 60598-1 Annex Q (informative only!) or ENEC 303-Annex A, each luminaire should be submitted to an insulation test with 500 V<sub>DC</sub> for 1 second. This test voltage should be connected between the interconnected phase and neutral terminals and the earth terminal. The insulation resistance must be at least 2 MΩ.

As an alternative, IEC 60598-1 Annex Q describes a test of the electrical strength with 1500 V<sub>AC</sub> (or 1.414 x 1500 V<sub>DC</sub>). To avoid damage to the electronic devices this test must not be conducted.

## 6. Photometric characteristics

### 6.1 Coordinates and tolerances according to CIE 1931

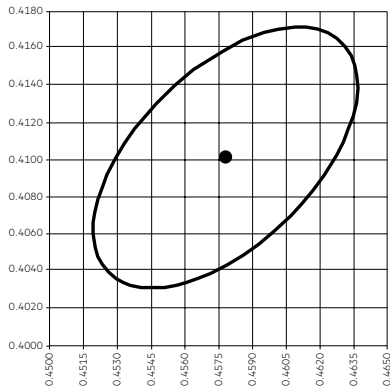
The specified colour coordinates are measured integral in thermal saturated stage at  $t_p = 75\text{ °C}$ .

The ambient temperature of the measurement is  $t_a = 25\text{ °C}$ .

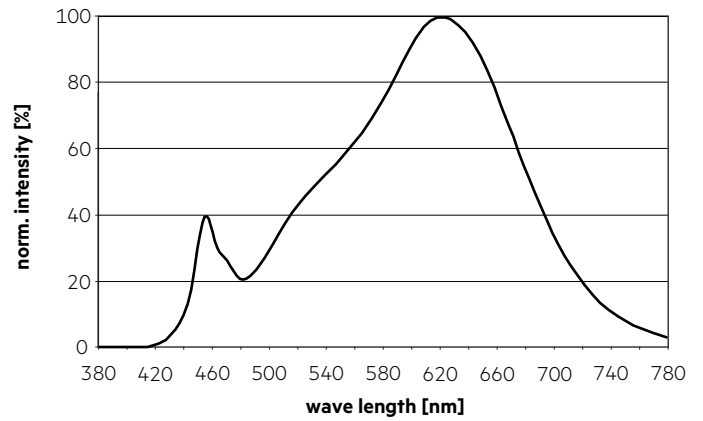
The measurement tolerance of the colour coordinates are  $\pm 0.01$ .

#### 2,700 K

	x0	y0
Centre	0.4578	0.4101

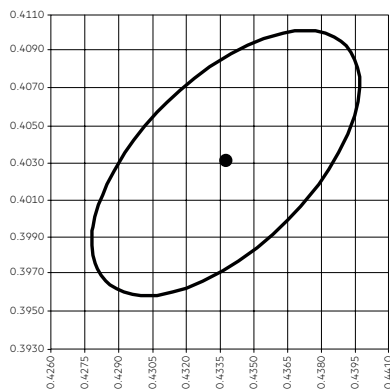


MacAdam ellipse: 3SDCM

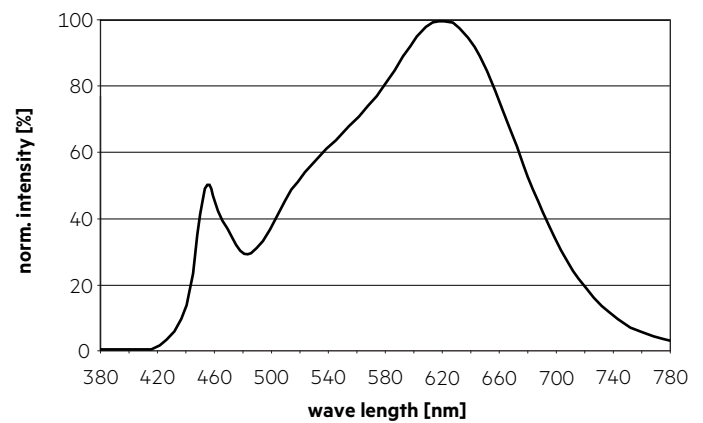


#### 3,000 K

	x0	y0
Centre	0.4338	0.4030

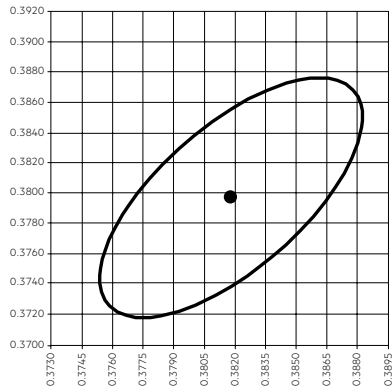


MacAdam ellipse: 3SDCM

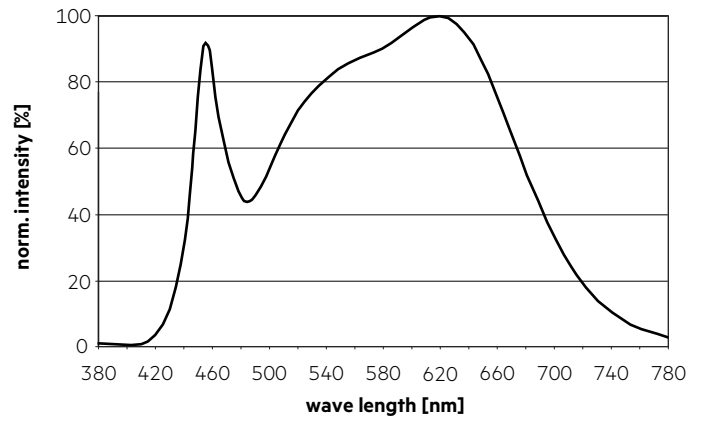


4,000 K

	x0	y0
Centre	0.3818	0.3797

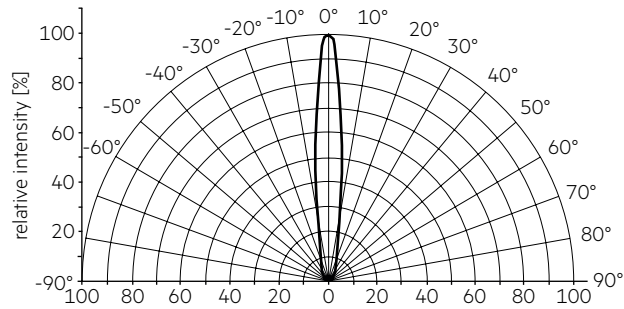


MacAdam ellipse: 3SDCM

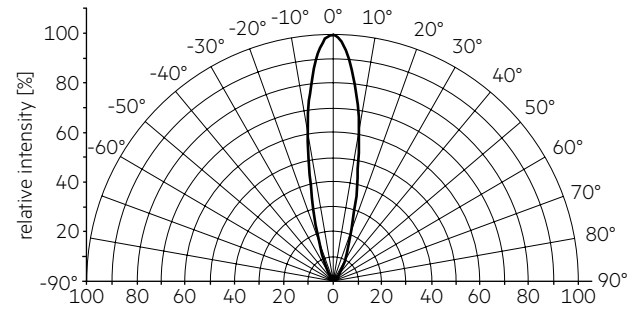


6.2 Light distribution

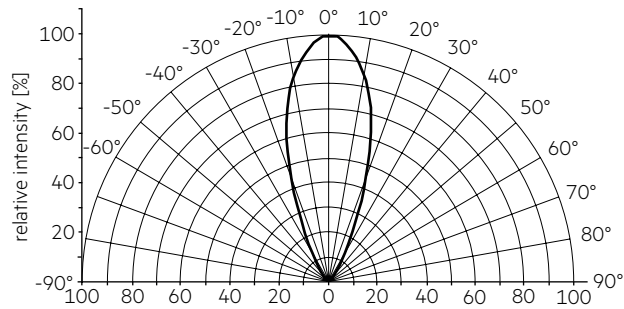
Light distribution for 12D



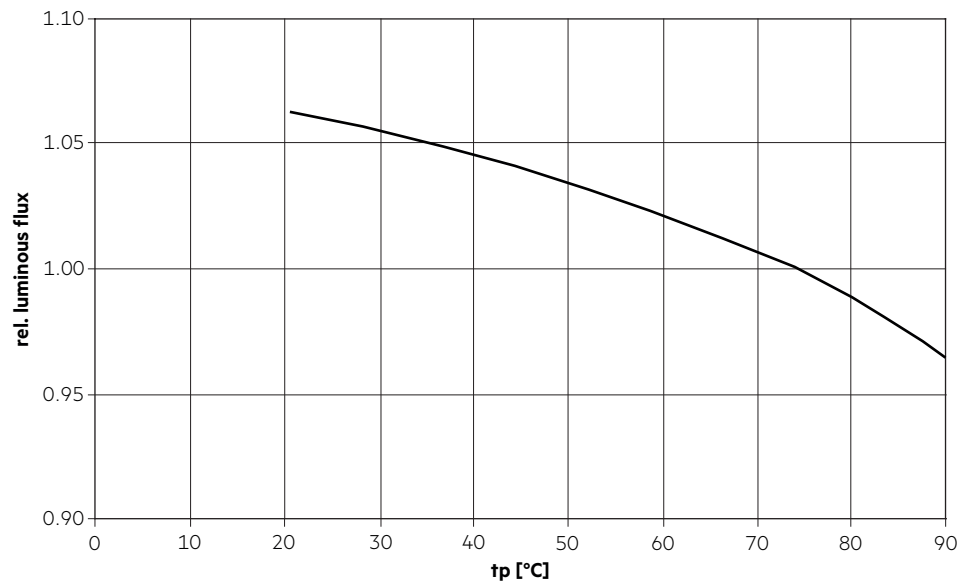
Light distribution for 24D



Light distribution for 36D



### 6.3 Relative luminous flux vs. tp temperature



## 7. Miscellaneous

### 7.1 Additional information

Additional technical information at [www.tridonic.com](http://www.tridonic.com) → Technical Data

Guarantee conditions at [www.tridonic.com](http://www.tridonic.com) → Services

Lifetime declarations are informative and represent no warranty claim.