



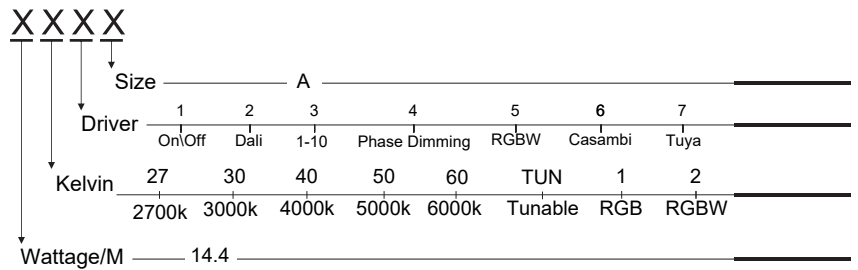
Simple and easy appearance, in line with contemporary aesthetic concept. The product has the structure and appearance design patent. The lamp body adopts high-pressure cast aluminum and aluminum alloy, the surface is coated with outdoor used powder, double anti-corrosion to extend service life. High efficiency constant current driver, ensure the light source is maximum used.

RGBW, Side view
 CRI: 90
 Led Qty: 60LEDS/M
 Length/Reel: 5M - 10M
 Working Temperature:- 20~50°C
 Storage Temperature: -30~80°C
 Voltage Range: 23 ~25V dc
 Reverse Voltage: : 25V dc

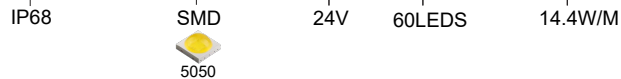
ST-LD-NEO-1220-14.4W-IP68



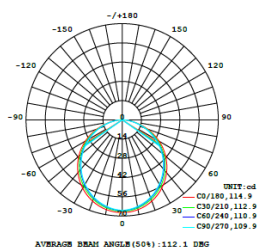
Model --- **NEO**



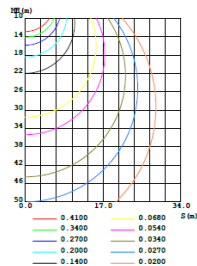
Lighting Customization Solution can offer you modifications for environment with higher options as a customized product.



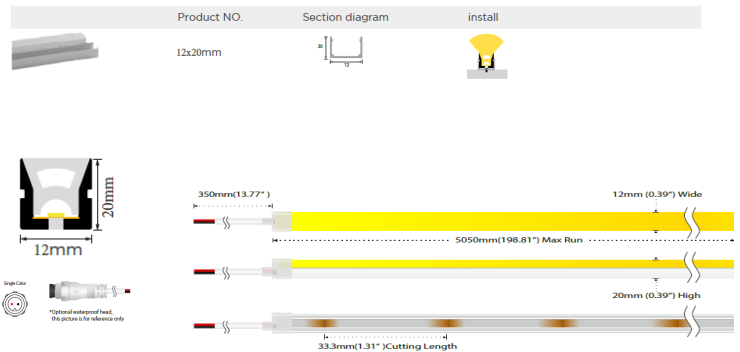
LUMINOUS INTENSITY DISTRIBUTION DIAGRAM



CO PLANE ISOLUX DIAGRAM (UNIT:lx)



Aluminum Profile List



LED life time		Operating time 1,000 h										
Lamp Lumen Maintenance Factor	Lamp Survival Factor	1	10	20	30	40	50	60	70	80	90	100
L80	50,000 h	LLMF	1	0.96	0.92	0.88	0.84	0.80	0.76	0.72	0.68	0.60
		LSF	1	1	1	1	1	1	0.99	0.99	0.99	0.98
L80	100,000 h	LLMF	1	0.98	0.96	0.94	0.92	0.90	0.88	0.86	0.84	0.80
		LSF	1	1	1	1	1	1	0.99	0.99	0.99	0.99



LED



CASAMBI

