



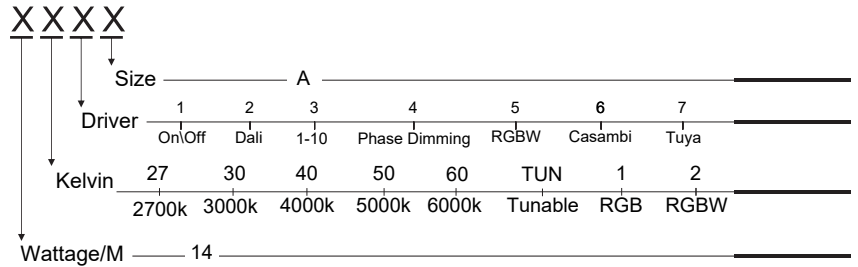
Simple and easy appearance, in line with contemporary aesthetic concept. The product has the structure and appearance design patent. The lamp body adopts high-pressure cast aluminum and aluminum alloy, the surface is coated with outdoor used powder, double anti-corrosion to extend service life. High efficiency constant current driver, ensure the light source is maximum used.

2700K, TOP BEND
 CRI: 90, 920LMS/M
 Led Qty: 180LEDS/M
 1010MM
 Length/Reel: 5M - 10M
 Working Temperature:- 20~50°C
 Storage Temperature: -30~80°C
 Voltage Range: 23 ~25V dc
 Reverse Voltage: : 25V dc

ST-LD-NEO-85029-14W-27K-1010-IP67



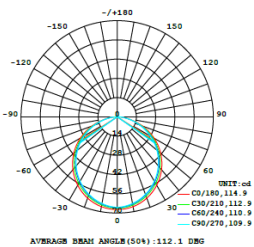
Model --- **NEO**



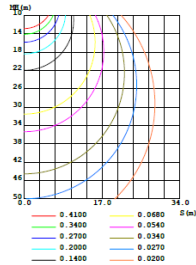
Lighting Customization Solution can offer you modifications for environment with higher options as a customized product.

IP67 SMD 24V 180LEDS 14W/M
 2835

LUMINOUS INTENSITY DISTRIBUTION DIAGRAM



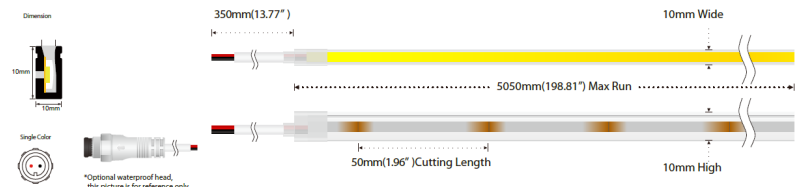
CO PLANE ISOLUX DIAGRAM (UNIT:lx)



ALUMINUM PROFILE LIST

Product NO.	Section diagram	install
10x10mm		
10x10mm		

DIMENSION



LED life time		Operating time 1,000 h										
Lamp Lumen Maintenance Factor	Lamp Survival Factor	1	10	20	30	40	50	60	70	80	90	100
L80	50,000 h	LLMF	1	0.96	0.92	0.88	0.84	0.80	0.76	0.72	0.68	0.60
		LSF	1	1	1	1	1	1	0.99	0.99	0.99	0.98
L80	100,000 h	LLMF	1	0.98	0.96	0.94	0.92	0.90	0.88	0.86	0.84	0.82
		LSF	1	1	1	1	1	1	0.99	0.99	0.99	0.99



LED

AC220-240V

series wiring



LM-80

